

Product Catalogue
Scaffolding

FS kwik-stage



FS form-scaff

Formwork & Scaffolding
Solutions

We are
WACO



Form-Scaff is South Africa's leading supplier of formwork, falsework and scaffolding to the construction and civil engineering industries. Form-Scaff not only manufactures, hires and sells world-class products, but also provides the design skills, technical advice and support that comes with having 50 years experience and more than 30 branches locally and internationally.

We are Waco International

Form-Scaff is part of Waco International, a focused equipment rental and industrial services business with operations in Africa (South Africa and other sub-Saharan African countries), Australasia (Australia and New Zealand) and the United Kingdom.

The Group provides services in the areas of formwork, shoring and scaffolding, insulation, painting and blasting, hydraulics and suspended access platforms, relocatable modular buildings, portable sanitation products and integrated hygiene services.

Disclaimer:

Copyright in this catalogue vests in Form-Scaff, a division of Waco Africa (Proprietary) Limited ("Form-Scaff") and extends inter alia, to the making of copies in whole or in part without the prior written consent of Form-Scaff.

While every effort has been made to ensure the accuracy of the information in this catalogue, we cannot accept responsibility for any errors which may occur as a result of reliance on the contents of this catalogue and are not liable for any loss of any nature that may be incurred as a result of such reliance. Details of any of the products may change without prior notice.

The customer must ensure that 'good practice' is adopted on site by competent persons and that the products shown in this catalogue are erected, used and stripped in accordance with the relevant Codes of Practice and the OHS Act and Regulations 85 of 1993. This catalogue does not contain any design detail but lists and depicts the items available under this product range. The responsibility for design is the responsibility of the customer.

Note: The colours used in this document are for illustrative purposes only and may differ on actual products

Contents





kwik-stage

- Page 2** Kwik-Stage Overview
- Page 3** General Assembly
- Page 4** Standards & Ledgers
- Page 5** Boards
- Page 6** Ladders & Trap Doors
- Page 8** Staircases
- Page 9** Couplers
- Page 10** Bracing

Contact Details

- Page 13** Head Office & Branches





kwik-stage



Kwik-Stage Scaffolding

Form-Scaff's Kwik-Stage system has been in use from the mid 1970's. Today, almost 40 years later, it still is the system of choice for access scaffolding in South Africa. Versatile, robust and cost effective, Kwik-Stage has proven its ability to cope with local conditions.

Kwik-Stage is manufactured in Form-Scaff's factory to stringent standards, using only quality material and workmanship.

System Features

- Modular design ensures ease of use.
- Versatile height and size configurations.
- Safe working platforms.
- Easy access with staircases.



General Assembly



Standards & Ledgers

Jacks and Base Plates

Kwik-Stage Base Jacks are inserted into the ends of Kwik-Stage Standards to provide the required vertical height adjustment.

Kwik-Stage Base Plates are inserted into the bottom end of Kwik-Stage Standards to spread the load onto the bearing surface.

CODE	DESCRIPTION	MASS(kg)
0135302	KWIK-STAGE BT BASE PLATE	1.6
0140335	KWIK-STAGE 610 R/O BT BASE JACK	4.2



Kwik-Stage Standards

Kwik-Stage Standards make-up the vertical supports for the access scaffolding structure.

CODE	DESCRIPTION	MASS(kg)
1105005	KWIK-STAGE STANDARD 3000	15.5
1105004	KWIK-STAGE STANDARD 2500	12.9
1105003	KWIK-STAGE STANDARD 2000	10.3
1105002	KWIK-STAGE STANDARD 1500	7.7
1105001	KWIK-STAGE STANDARD 1000	5.2
1105000	KWIK-STAGE STANDARD 500	2.6
1105045	KWIK-STAGE STANDARD 250 CW SOCKET	2.6



Connectors

Kwik-Stage Connectors are used to locate Standards on top of each other.

CODE	DESCRIPTION	MASS(kg)
0145341	KWIK-STAGE CONNECTOR	0.4



Kwik-Stage Ledgers

Kwik-Stage Ledgers are horizontal members used to keep the Kwik-Stage Standards in a vertical position and support Hook-On Boards.

CODE	DESCRIPTION	MASS(kg)
1105021	KWIK-STAGE LEDGER 2500	9.0
1105022	KWIK-STAGE LEDGER 2000	7.3
1105023	KWIK-STAGE LEDGER 1500	5.7
1105025	KWIK-STAGE LEDGER 1219	4.7
1105027	KWIK-STAGE LEDGER 1000	3.4
1105029	KWIK-STAGE LEDGER 900	3.1
1105031	KWIK-STAGE LEDGER 800	2.9
1105032	KWIK-STAGE LEDGER 600	2.4
1105040	KWIK-STAGE RE-INFORCED LEDGER 2500	14.5
1105039	KWIK-STAGE RE-INFORCED LEDGER 2000	11.2



Hook-On Boards

Kwik-Stage Hook-On Boards are supported on Ledgers and provide a safe working platform.

CODE	DESCRIPTION	MASS(kg)
1105076	HOOK-ON BOARD 2500 NON TILT	20.4
1105077	HOOK-ON BOARD 2000 NON TILT	16.5
1105085	HOOK-ON BOARD 1500 NON TILT	13.0
0155397	HOOK-ON BOARD 1219 NON TILT	11.1
1105065	HOOK-ON BOARD 900 NON TILT	8.9



Toe Boards

Kwik-Stage Toe Boards ensure a safe working platform by providing a solid kick plate.

CODE	DESCRIPTION	MASS(kg)
1105120	TOE BOARD 2500	13.2
1105119	TOE BOARD 2000	10.5
1105118	TOE BOARD 1500	7.7
1105110	TOE BOARD 1219	6.3
1105151	TOE BOARD 900	4.7



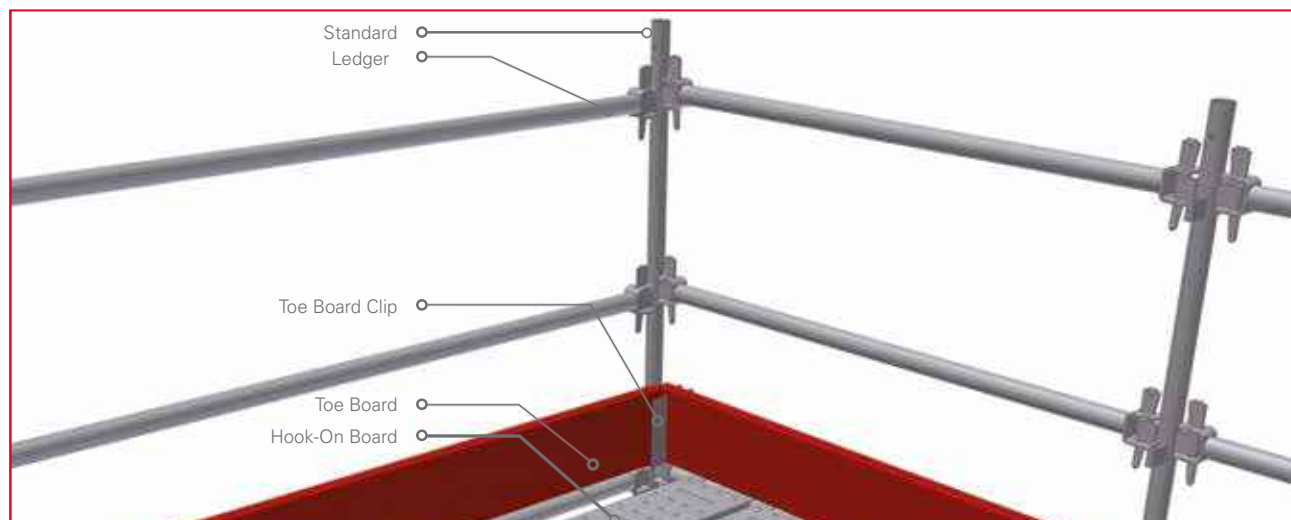
Toe Board Clips

Kwik-Stage Toe Board Clips secure a Toe Board between two Standards.

CODE	DESCRIPTION	MASS(kg)
1105121	TOE BOARD CLIP	2.2



Application - Boards



Ladders & Trap Doors

Hook-On Ladders

Kwik-Stage Hook-On Ladders provide a safe means of moving between platforms.

CODE	DESCRIPTION	MASS(kg)
1105504	LADDER HOOK-ON TYPE 2000	18.6
1105512	LADDER HOOK-ON TYPE 1000	10.0



Trap Doors

Kwik-Stage Trap Doors provide access to working platforms when used in conjunction with Hook-On Ladders .

CODE	DESCRIPTION	MASS(kg)
1105111	3 BOARD TRAP DOOR	13.8
1105112	2 BOARD TRAP DOOR	10.3



Castors

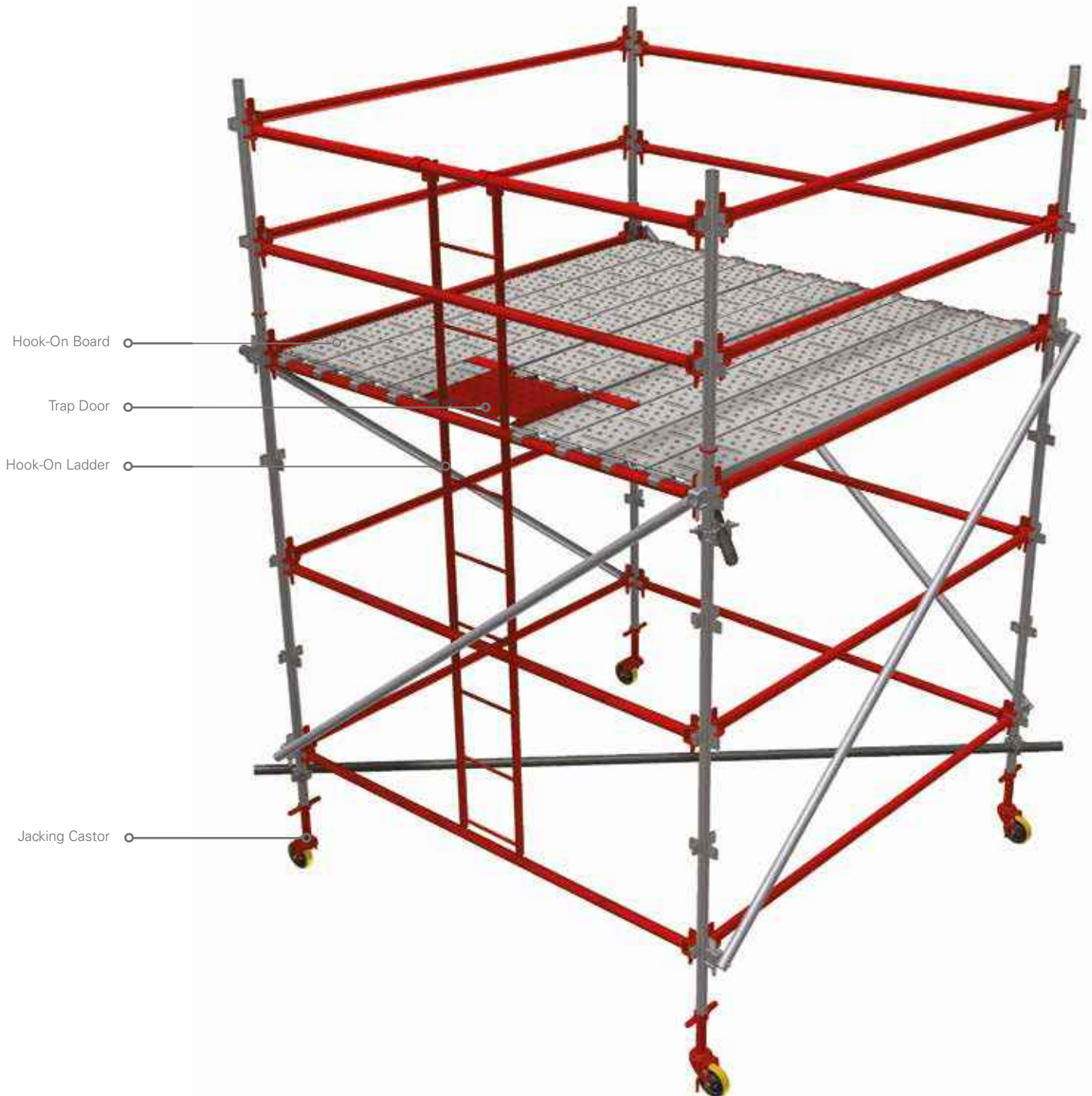
Kwik-Stage Castors are available for mobile towers. Castor wheels are available in spigot and jacking types.

CODE	DESCRIPTION	MASS(kg)
0425112	H.D. JACKING CASTOR	12.2
0425113	H.D. CASTOR C/W BASE	10.0





Application - Ladders and Trap Doors



Staircases

Staircases

Kwik-Stage Staircases hook onto a 2500 x 2000 grid and provide a safe stairway between working platforms.

CODE	DESCRIPTION	MASS(kg)
1105500	STAIRCASE 2500 X 2000 X 500	57.5
1105499	STAIRCASE 2500 X 2000 X 900	82.3



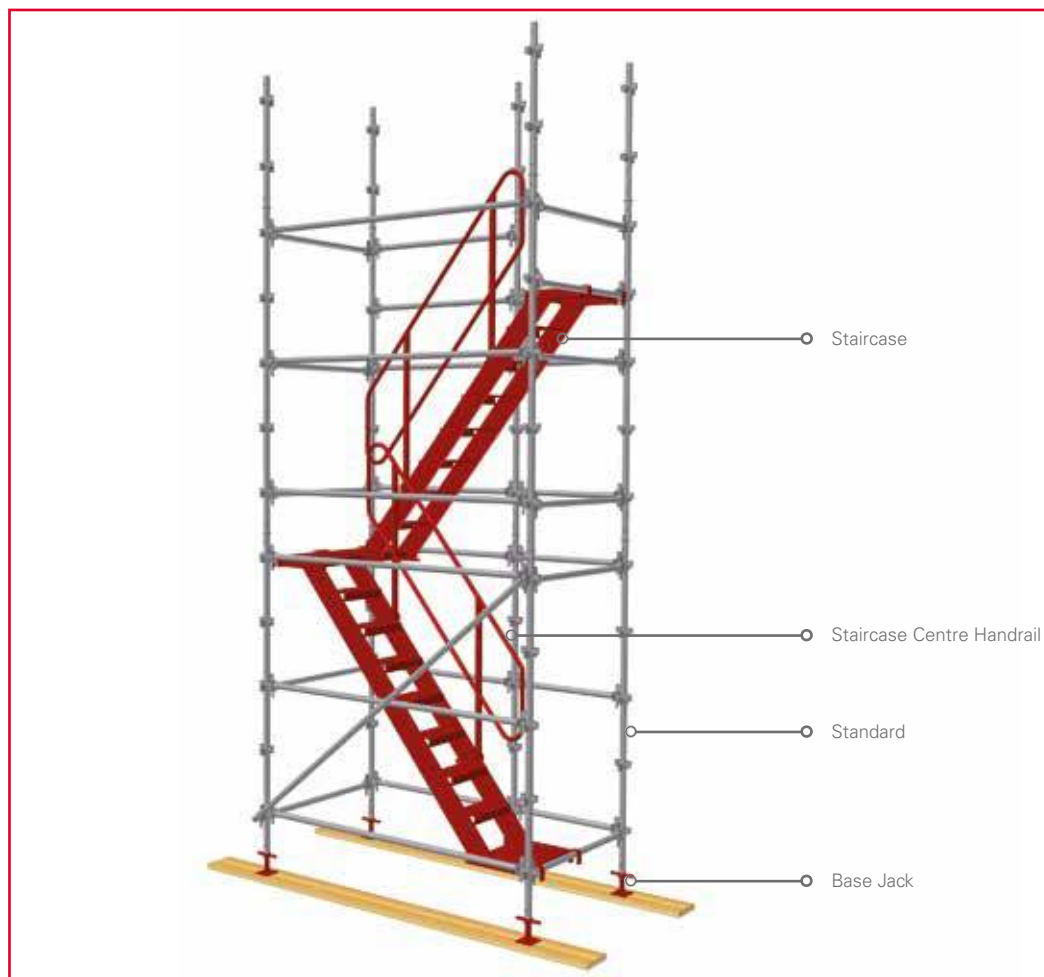
Staircase Handrails

Kwik-Stage Handrails provide a safe handrail to the Staircase.

CODE	DESCRIPTION	MASS(kg)
1105511	STAIRCASE CENTRE HANDRAIL	19.6



Application - Staircases



DH Couplers

DH Couplers are used to attach a Scaffold Tube to a Standard at 90°.

CODE	DESCRIPTION	MASS(kg)
1905015	50 X 50 DH COUPLER	1.4



Internal Spigot Couplers

Internal Spigot Couplers are used to join two Scaffold Tubes end to end.

CODE	DESCRIPTION	MASS(kg)
1905019	INTERNAL SPIGOT COUPLER 50	1.1



90° Couplers

90° Couplers are used to attach a Scaffold Tube to a Standard at 90°.

CODE	DESCRIPTION	MASS(kg)
1905016	50 X 50 COUPLER 90 DEGREE	1.5



Flange Couplers

Flange Couplers attach a Scaffold Tube to the flange of a channel iron or I beam.

CODE	DESCRIPTION	MASS(kg)
1905067	COUPLER (FLANGE TYPE)	1.1



Diagonal Braces

Kwik-Stage Diagonal Braces are used to brace Kwik-Stage.

CODE	DESCRIPTION	MASS(kg)
1105063	DIAGONAL BRACE 2500 X 2500	12.6
1105060	DIAGONAL BRACE 2500 X 2000	11.6
1105062	DIAGONAL BRACE 2000 X 2000	10.4
1105059	DIAGONAL BRACE 2000 X 1219	8.9
1105061	DIAGONAL BRACE 1500 X 1500	8.2



Scaffold Tubes

Scaffold Tubes are used for a variety of applications in support work and access scaffolding, i.e. bracing, lacing, handrails etc.

CODE	DESCRIPTION	MASS(kg)
1905151	SCAFFOLD TUBE 6100	22.7
1905098	SCAFFOLD TUBE 5500	20.5
1905097	SCAFFOLD TUBE 5000	18.6
1905096	SCAFFOLD TUBE 4500	16.7
1905095	SCAFFOLD TUBE 4000	14.9
1905094	SCAFFOLD TUBE 3500	13.0
1905093	SCAFFOLD TUBE 3000	11.2
1905092	SCAFFOLD TUBE 2500	9.3
1905091	SCAFFOLD TUBE 2000	7.4
1905090	SCAFFOLD TUBE 1500	5.6
1905089	SCAFFOLD TUBE 1000	3.7
1905088	SCAFFOLD TUBE 500	1.9



Swivel Couplers

50 x 50 Swivel Couplers attach Scaffold Tubes to Standards in any direction. 38 x 48 Swivel Couplers attach Scaffold Tubes to Base Jacks.

CODE	DESCRIPTION	MASS(kg)
1905059	50 X 50 SWIVEL COUPLER	1.5
1950100	38 X 48 SWIVEL COUPLER	1.1



Band and Plates

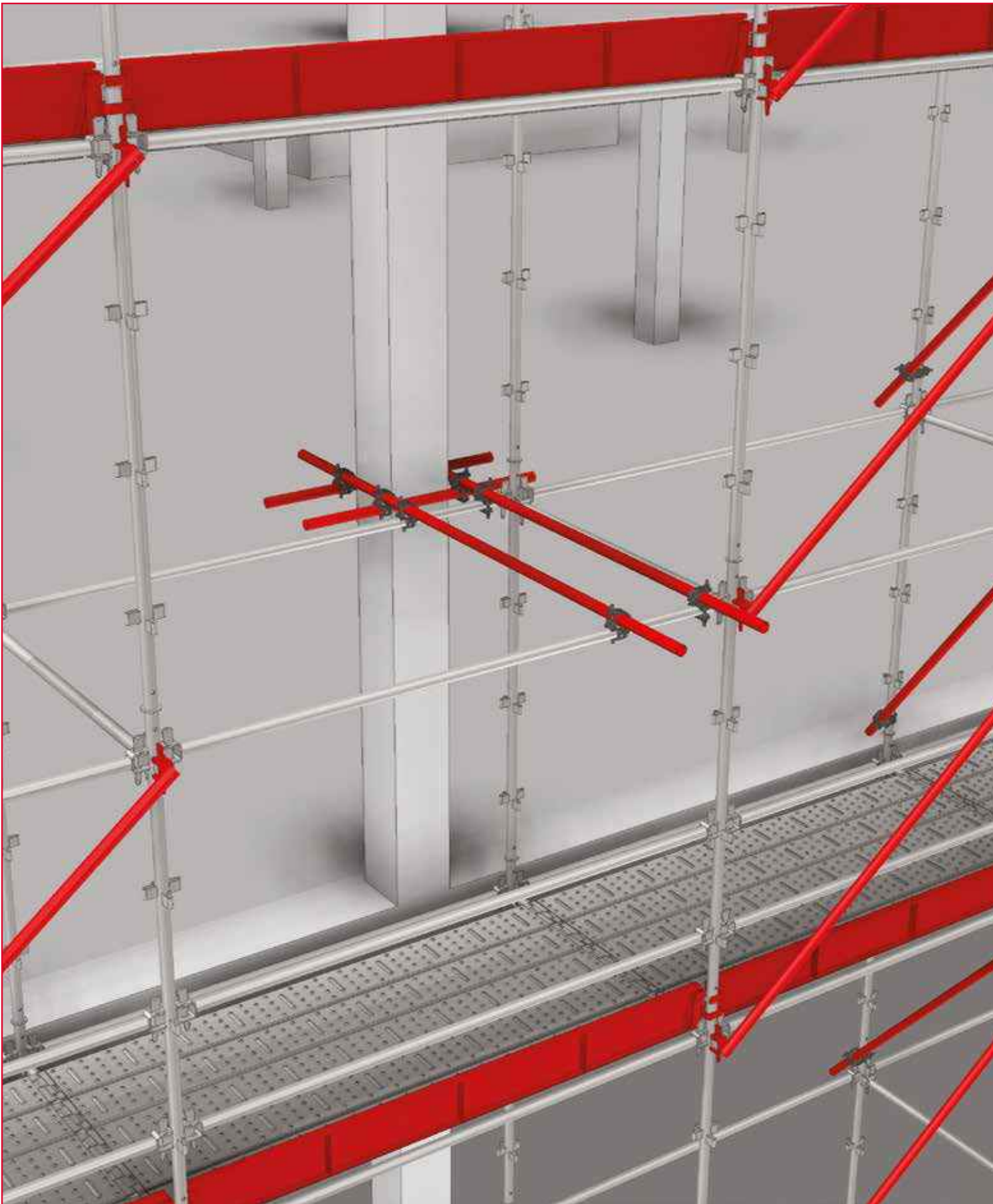
Band and Plates are used to attach Scaffold Tubes to Standards at 90°.

CODE	DESCRIPTION	MASS(kg)
1805054	BAND BACK PLATE & EYEBOLT	0.7
1905008	50 X 50 BAND	1.6





Application - Bracing and Lacing



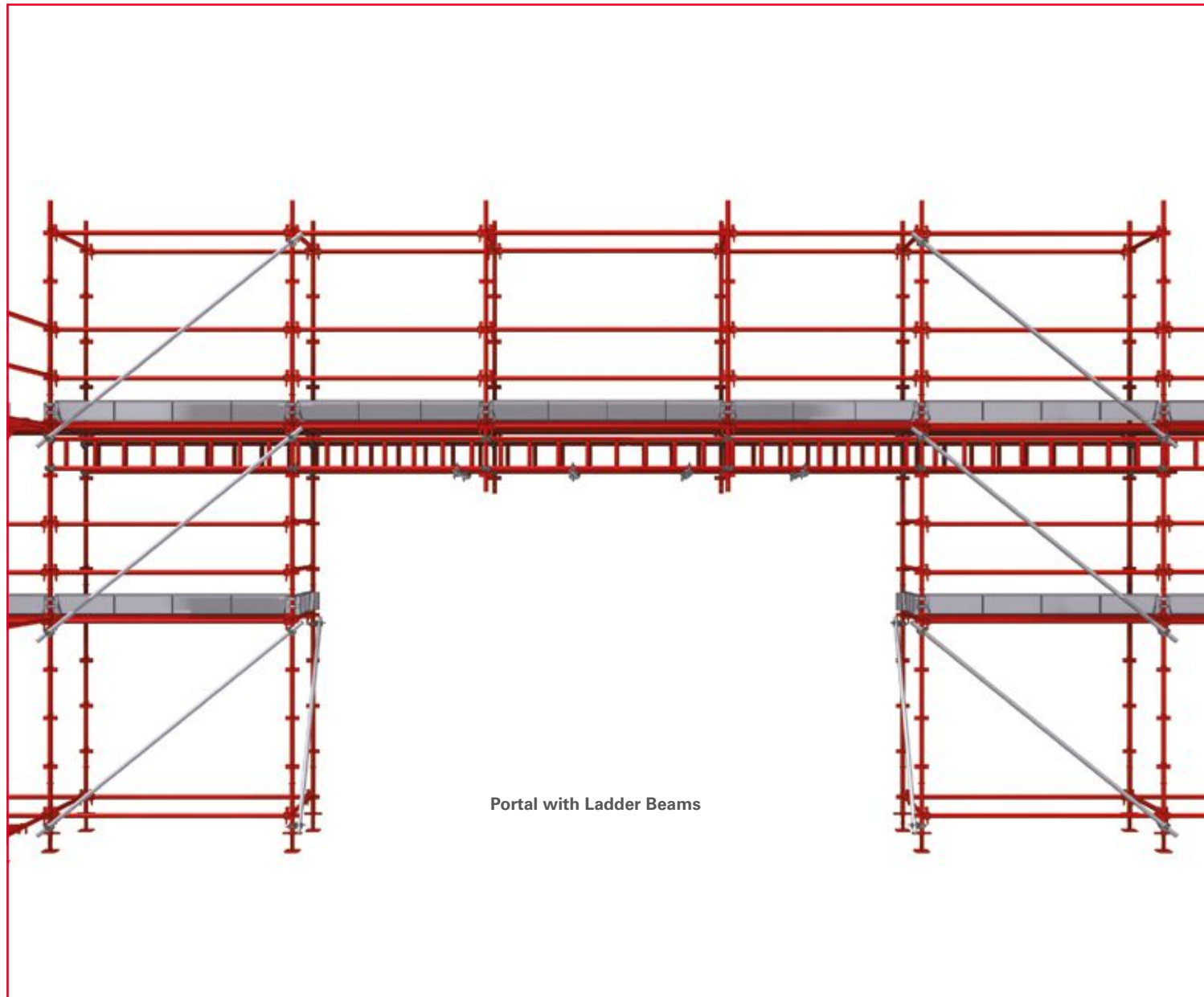
Ladder Beams

Ladder Beams are used to construct an opening through a temporary structure or can be used as cantilevered beams to support access scaffolding or work platforms.

CODE	DESCRIPTION	MASS(kg)
1105090	LADDER BEAM 6000 X 300	63.4
1105109	LADDER BEAM 4000 X 300	42.0
1105108	LADDER BEAM 3000 X 300	31.7
1105107	LADDER BEAM 2000 X 300	21.4



Application - Portals



Portal with Ladder Beams

International Branches

Ghana - Accra

Plot 29, Off Spintex Road, Tema
Motorway Industrial Area,
Accra, Ghana
Tel +233 30397 3722 /
+233 20868 1651

Kenya - Nairobi

Plot 15081/5/27 Old Airport North
Road, Nairobi, Kenya
Tel +254 724 004 781 /
+254 718 220 412

Mauritius - Port Louis

Anse Courtois Street, Montebello,
Pailles, Mauritius
Tel +230 286 6175 /
+230 5940 2551

Mozambique - Palma

N'Cumbi Road No. R762,
Palma, Mozambique
Tel +258 86 109 6443 /
+258 84 774 3788

Mozambique - Pemba

Estrada Nacional EN106, Muxara,
Pemba, Cabo Delgado, Mozambique
Tel: +258 84 312 4146

Namibia - Swakopmund

608 Nelson Mandela Avenue,
Swakopmund, Namibia
Tel +264 64 46 3677 /
+264 64 46 2720

Namibia - Windhoek

Cnr Nickle & Michelle McClean Street,
Prosperita, Windhoek, Namibia
Tel +264 61 425 350 /
+264 081 164 9806

Swaziland - Matsapha

Lot 814, King Mswati III Ave,
Matsapha, Swaziland
Tel +268 25 18 8360 /
+268 7668 5337

Tanzania - Dar es Salaam

Cnr Mwaikibaki Road & Kilimani
Close, Plot 1034/5 Mbezi Kawe,
Dar es Salaam, Tanzania
Tel +255 75 638 8115 /
+255 74 299 8022

Zambia - Kitwe

Plot 16, Karibu Business Park,
Kitwe, Zambia
Tel +260 966 880009 /
+ 260966 923 854

Zambia - Lusaka

Plot 397 A/3/B Kufue Road,
Lusaka, Zambia
Tel +260 968 491061 /
+ 260966 923 854

South African Branches

Ballito

Labora Terra Industrial Park,
Shakas Rock Road, Umhlali,
Ballito, KwaZulu Natal
Tel +27 (0) 32 947 9430

Bloemfontein

26 Tibbie Visser Street, Estoire
Small Holdings District,
Bloemfontein, Free State
Tel +27 (0) 51 432 5555

Cape Town

8 Rondevallei Road, Hagley,
Kuilsvier, Western Cape
Tel +27 (0) 21 528 6500

Durban South

16 Stroude Place, Isipingo,
KwaZulu Natal
Tel +27 (0) 31 902 2677

East London

5 Ray Craib Crescent,
Beacon Bay, Eastern Cape
Tel +27 (0) 43 748 2558

Gauteng

Poplar Crescent, Lords View
Industrial Park, Klipfontein,
Chloorkop X66, Gauteng
Tel +27 (0) 10 601 6313

George

10 Ring Road, George Industrial,
George, Western Cape
Tel +27 (0) 44 695 0294

Kathu

33 Kalk Street, Industrial Area,
Kathu, Northern Cape
Tel +27 (0) 53 723 2194

Lephalale

Rietspruit Plot 23, Portion 46,
Witkop Road, Lephalale, Limpopo
Tel +27 (0) 14 763 7982

Margate

Industrial Road, Margate,
KwaZulu Natal
Tel +27 (0) 39 317 1708

Nelspruit

Erf 379, Rocky Drift,
Mpumalanga
Tel +27 (0) 13 758 1036

Newcastle

6 Schonland Street, Riverside
Industrial Area, Newcastle,
KwaZulu Natal
Tel +27 (0) 34 375 7697

Pietermaritzburg

Market Road Ext, Mkondeni,
Pietermaritzburg, KwaZulu Natal
Tel +27 (0) 33 346 1767

Polokwane

62 Goud Street, Laboria,
Polokwane, Limpopo
Tel +27 (0) 15 293 0450

Port Elizabeth

4 Kendle Street, Neave Industrial
Area, Eastern Cape
Tel +27 (0) 41 453 2317

Richards Bay

111 Alluminia Alley, Alton Industrial
North, KwaZulu Natal
Tel +27 (0) 35 751 1140

Rustenburg

3 Ferro Street, Rustenburg,
North West Province
Tel +27 (0) 14 538 2540

Vereeniging

Cnr Telford & Van Riebeeck Street,
Duncanville, Gauteng
Tel +27 (0) 16 455 1611

Witbank

TP66 Geodesic Crescent, Marelden
Ext 3, Techno Park, Witbank,
Mpumalanga
Tel +27 (0) 13 690 2833

Head Office

181 Barbara Road,
Elandsfontein, Gauteng
PO Box 669, Isando, 1660
Tel +27 (0) 11 842 4000



 **kwik-stage**

Waco Africa / Head Office: PO Box 669, Isando, 1600.
181 Barbara Road, Elandsfontein. Tel: 011 842 4000

 **form-scaff**

Technical Advice Centre 0800 20 50 29 / 011 842 4011
www.formscaff.com